JEL VRLA AKÜ SERİSİ · GEL VRLA BATTERY SERIES

SSPGS2-600

2V 600Ah · GEL VRLA · 300 × 175 × 340 mm

HİBRİT JEL AKÜ / HYBRID GEL BATTERY





Ürün görseli / Product image

2V
GERİLİM
VOLTAGE

600Ah
KAPASİTE
CAPACITY

6600A
KISA DEVRE
SHORT CIRCUIT

≈ 0.4 mΩ
İÇ DİRENÇ
INT. RESISTANCE

37kg
AĞIRLIK
WEIGHT

16 yıl · yrs
TASARIM ÖMRÜ
DESIGN LIFE

U × G × Y / L × W × H **300 × 175 × 340 mm**

TEKNİK ÖZELLİKLER
CHARACTERISTICS · ELECTRICAL / MECHANICAL / OPERATING

Nominal gerilim Rated voltage		**2V**
Nominal kapasite (25°C) Nominal capacity (25°C)	C10,1.80V/cell	**600Ah**
Boyutlar Dimensions	Uzunluk Length	**300mm (11.8inches)**
	Genişlik Width	**175mm (6.89inches)**
	Kutu yüksekliği Container height	**330mm (13.0inches)**
	Toplam yükseklik Total height	**340mm (13.4inches)**
Yaklaşık ağırlık Approx. weight		**37kg (81.6lbs)**
Terminal		**T11(M8)**
Kutu malzemesi Container material		**ABS (UL94 HB; V-0 opsiyonel)** ABS (UL94 HB or V-0 optional)
Kısa devre akımı Short-circuit current		**6600A**
İç direnç (25°C) Internal resistance (25°C)		**Yaklaşık 0.4 mΩ (tam şarjlı)** Approx. 0.4 mΩ (fully charged)
Çalışma sıcaklığı aralığı Operating temp. range	Deşarj Discharge	**-20~55°C (-4~131°F)**
	Şarj Charge	**-20~40°C (-4~104°F)**
	Depolama Storage	**-20~50°C (-4~122°F)**

Nominal çalışma sıcaklığı Nominal operating temp. range		**25±3°C (77±5°F)**
Maks. şarj akımı (25°C) Max. charging current (25°C)		**0.25C**
Şarj gerilimi (25°C) Charge voltage (25°C)	Bekleme kullanımı Standby use	**Çevrimli kullanım** Cycle use
	2.25-2.30V/cell	**2.35-2.40V/cell**
Sıcaklık katsayısı Temp. coefficient	-3mV/cell/°C	**-5mV/cell/°C**
Sıcaklığın kapasiteye etkisi Effect of temperature on capacity	40°C (104°F)	**103%**
	25°C (77°F)	**100%**
	0°C (32°F)	**86%**
Kendiliğinden deşarj Self discharge	25°C (77°F)'de ayda ≤ %3. Aküler 25°C (77°F)'de 6 aya kadar depolanabilir; ardından tazeleme şarjı gerekir. Daha yüksek sıcaklıklarda bu süre kısalır. ≤3% per month at 25°C (77°F). Batteries can be stored up to 6 months at 25°C (77°F) and then a freshening charge is required. For higher temperatures the time interval will be shorter.	

01 TEKNİK ÇİZİM / TECHNICAL DRAWING (mm)

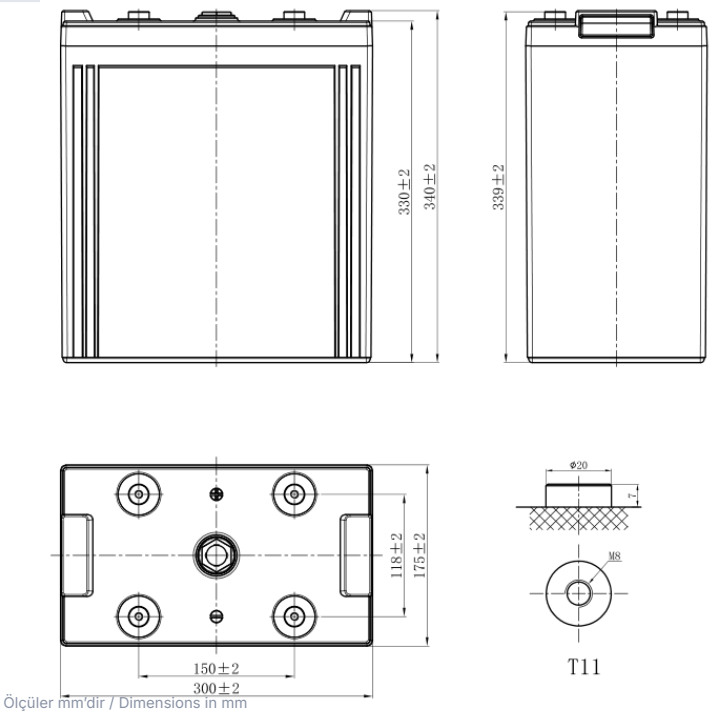

Ölçüler mm'dir / Dimensions in mm

Uzunluk Length	Genişlik Width	Kutu yüksekliği Container height	Toplam yükseklik Total height
300mm	175mm	330mm	340mm

TERMİNAL / TERMINAL
T11(M8)

02 DEŞARJ TABLOLARI / DISCHARGE TABLES (25°C)

Sabit akım deşarjı (A, 25°C) / Constant current discharge (A, 25°C)

Son ger. / F.V.	15 min	20 min	30 min	45 min	1 h	2 h	3 h	4 h	5 h	6 h	8 h	10 h	20 h
1.85 V	450.4	407.1	378.0	330.2	289.0	184.6	140.4	113.0	95.3	82.7	67.2	56.2	30.1
1.80 V	559.0	495.2	434.1	369.2	319.8	200.8	151.9	121.8	102.7	88.8	72.0	60.0	31.8
1.75 V	616.5	522.1	454.2	384.2	331.6	207.0	156.0	124.8	105.0	90.6	73.3	60.9	32.2
1.70 V	686.1	584.4	483.5	398.8	343.8	213.6	160.6	127.9	107.4	92.6	74.6	61.9	32.6
1.67 V	710.3	604.7	496.9	407.8	351.0	217.2	163.0	129.7	108.7	93.7	75.4	62.4	32.9
1.60 V	746.0	630.1	506.2	428.8	368.1	226.2	169.0	134.0	112.1	96.3	77.2	63.8	33.4

Sabit güç deşarjı (W/hücre, 25°C) / Constant power discharge (W/cell, 25°C)

Son ger. / F.V.	15 min	20 min	30 min	45 min	1 h	2 h	3 h	4 h	5 h	6 h	8 h	10 h	20 h
1.85 V	829.2	753.1	694.1	640.2	561.7	360.8	275.3	222.0	187.6	163.1	132.9	111.3	59.9
1.80 V	1018.5	907.2	790.4	710.6	617.5	390.5	296.7	238.4	201.5	174.5	142.0	118.6	63.2
1.75 V	1111.4	947.0	819.8	733.8	635.8	400.3	303.3	243.5	205.4	177.7	144.3	120.2	63.9
1.70 V	1222.7	1049.4	864.7	755.7	654.6	410.9	310.7	248.7	209.5	181.1	146.5	121.9	64.7
1.67 V	1257.3	1078.8	879.8	768.8	665.0	416.3	314.5	251.6	211.7	182.9	147.9	122.8	65.1
1.60 V	1297.1	1106.3	888.4	800.0	690.8	430.5	324.2	258.6	217.2	187.3	150.9	125.1	66.2

F.V. = son gerilim (V/hücre) / final voltage (V/cell) · min = dakika, h = saat / minutes, hours

03 PERFORMANS EĞRİLERİ / PERFORMANCE CURVES

DEŞARJ KARAKTERİSTİKLERİ
DISCHARGE CHARACTERISTICS

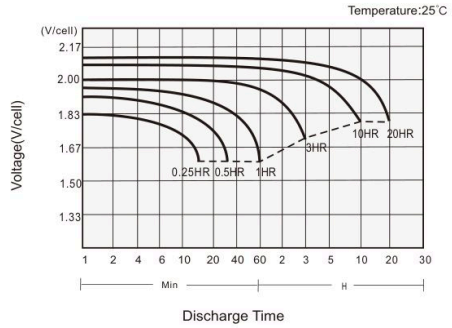

ŞARJ KARAKTERİSTİKLERİ
CHARGING CHARACTERISTICS

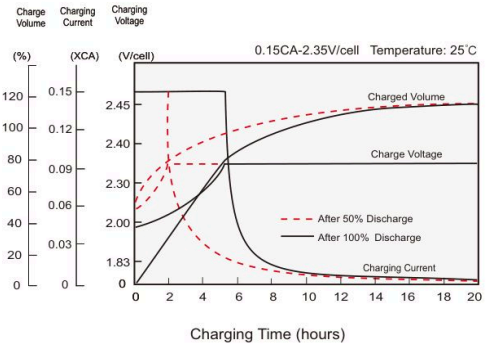

SICAKLIĞIN KAPASİTEYE ETKİSİ
EFFECT OF TEMPERATURE ON CAPACITY

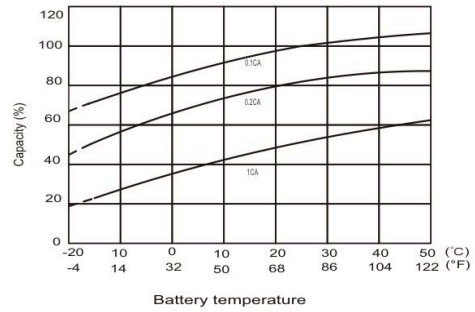

KENDİ KENDİNE DEŞARJ KARAKTERİSTİKLERİ
SELF-DISCHARGE CHARACTERISTICS

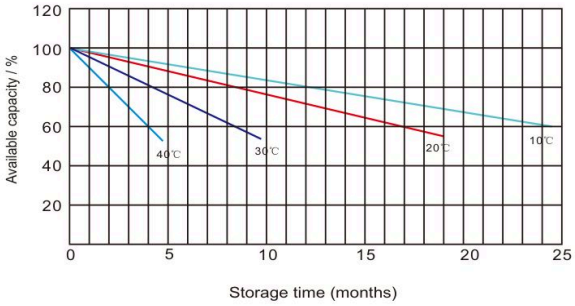

04 UYGULAMALAR · ÖZELLİKLER · STANDARTLAR / APPLICATIONS · FEATURES · STANDARDS

UYGULAMALAR / APPLICATIONS

- **Telekomünikasyon**
  Telecommunications
- **Kesintisiz güç kaynağı (UPS)**
  Uninterruptible power system
- **Enerji sistemi haberleşmesi, askeri haberleşme vb.**
  Power system communication, military communication, etc.
- **Ağ haberleşmesi: veri iletimi, televizyon sinyali iletimi vb.**
  Network communication: data transmission, television signal transmission, etc.

GENEL ÖZELLİKLER / GENERAL FEATURES

- **16 yıl tasarım ömrü (25°C)**
  16 years design life (25°C)
- **Kanıtlanmış AGM-JEL teknolojisi**
  Proven AGM-GEL technology
- **Derin deşarjdan mükemmel toparlanma ve çevrim kabiliyeti**
  Excellent deep discharge recovery and cyclability
- **Çok az bakım: su ilavesi gerekmez**
  Very low maintenance: no water addition
- **Düşük kendiliğinden deşarj oranı**
  Low self-discharge rate

STANDARTLAR / STANDARDS

- **IEC 60896 sertifikalı**
  IEC60896 Certified
- **Eurobat'a göre "Çok Uzun Ömürlü" sınıfındadır**
  Classified as "Very Long Life" according to Eurobat
- **UL, CE onaylı**
  UL, CE approved

05 JEL VRLA TEKNOLOJİSİ / GEL VRLA TECHNOLOGY

Jel teknolojisinde elektrolit, silika ile jel hâline getirilerek plakalar arasında sabitlenir. Valf regülasyonlu (VRLA) kapalı yapı sızdırmaz ve bakım gerektirmez; derin deşarj ve çevrimli kullanımda yüksek dayanım sağlar.

In gel technology the electrolyte is immobilised as a silica gel between the plates. The sealed valve-regulated (VRLA) design is spill-proof and maintenance-free and gives high resistance to deep discharge and cycling.

Yukarıdaki veriler tavsiye niteliğindedir; ürün görseli temsilidir. Teknik özellikler önceden haber verilmeksizin değiştirilebilir. Data above are recommended values; the product image is representative. Specifications are subject to change without prior notice. © STAY STRONG – SELÇUK ALEMDAR ENERJİ İTH. İHR. SAN. VE TİC. A.Ş.